

# Project method

## 3<sup>rd</sup> semester/paper-302

By:-Mrs.Rinki kumari  
Deptt.of Education  
Mmha&pu,patna

# Introduction

Project method owes its origin to the pragmatic school of philosophy. It was propounded by W.H. Kilpatrick and was perfected by J. A. Stevenson. The method consists of building a comprehensive unit around an activity that may be carried out in the school or outside. The essence of this method is to carry out a useful task in a group in which all the students work co-operatively. Learning by doing and learning by living are the two basic principles involved and children learn through association, co-operation and Activity.


# Definition

“A project is a whole- hearted purposeful activity proceeding in a social environment.”- [Kilpatrick](#)


“A project is a problematic act carried to completion in its natural setting.”- [Stevenson](#)

“A project is a bit of real life that has been imparted into the school.”- [Ballard](#)


# Principles of project method

- ▶ The principles of purposefulness
  - ▶ The principles of activity
  - ▶ The principles of freedom
  - ▶ The principles of utility
  - ▶ The principles of experience
  - ▶ The principles of reality
  - ▶ The principles of interest
- 

# Characteristics of project method

- ▶ A project is a whole hearted activity.
  - ▶ It is cooperative work of the students.
  - ▶ It develops the logical and analytical power of the students.
  - ▶ It provides natural environment.
  - ▶ It is child-centered method.
  - ▶ It involves mental and physical powers of the students.
- 

# Cont....


- ▶ It is related with life.
  - ▶ It follows psychological approach to individual differences among the students.
  - ▶ It is based on information's through experiences.
- 

# Types of projects

According to Kilpatrick, projects can basically assume four forms:


1. **Constructive project**: It can also be known as producers' type projects. Those project which involve mental activities are called constructive projects as development of material or object or article.
2. **Aesthetic project**: These can also be known as consumers 'type projects which involves artistic feeling of the students as listening, presenting a musical programmed, beautifying the classroom, reading the stories etc.

# Cont...


3. **Problematic project:** This type of project involve problem solving requiring the exercise of mental processes as why does demand of a commodity increases as a result of advertisements?
  4. **Drill project:** This type of project-involve learning mainly by repetition of the processes like drawing the sketch, learning the terms used In banks etc.
- 




# Major steps of the project method


1. Creation of the situation
  2. Selection the project
  3. Plan of the project
  4. Executing the project
  5. Evaluation
  6. Recoding
- 

# Role of the teacher


- ▶ Guide students in selecting the project according to their interest , aptitude and ability .
  - ▶ Help students in planning and allotting activities to each member according to the nature of abilities.
  - ▶ Help in creating a friendly and democratic atmosphere in the class room promoting co-operation and harmony.
  - ▶ Be available to the students and willing to help as and when it is necessary.
- 

- ▶ Supervise and check whether the project is running in time as planned.
  - ▶ Suggest extra resources , if necessary , for the successful execution of the project.
  - ▶ Check the records maintained by the students.
  - ▶ Help in the periodic assessment of the progress of the project.
- 

# Merits of the project method

1. It is based on learning by doing' and the principles of individual differences.
  2. No place for rote and monotonous learning in the classroom .
  3. It provides the opportunities to children for getting the incidental knowledge through practical and experimental work.
- 

# Cont...

5. It provides child centered and activity centered education.
  6. It develops the feeling of dignity of labor.
  7. Students learn much in short span of time.
  8. It develops the habit of proper interaction among the pupils.
  9. It helps in developing the reasoning power and scientific thinking among the students through mutual exchange of ideas.
- 

# Demerits of the project method

- ▶ It is a time consuming method of teaching and learning.
  - ▶ It is not applicable to all the students and all the themes therein.
  - ▶ It provides scattered and disorganized knowledge.
  - ▶ It does not fit a class with large number of students.
  - ▶ An inexperienced teacher can't use this method effectively and efficiently.
  - ▶ Sometimes suitable text-material is not available for the project work.
  - ▶ In rigid time-table of the school, this method is not applicable.
- 